

**A STUDY ON THE PRODUCTION DEPARTMENT OF SINTEX- BAPL  
PRIVATE LIMITED, BAIRAMANGALAM.**

Report on Internship Training Submitted to Periyar University, Salem

In partial fulfilment of requirements for the award of the degree of

**BACHELOR OF COMMERCE**

Submitted by

**NAME: NANDHINI.R**

**REG NO: C21UG152COM073**

Under the guidance of

**Dr.V. Sengamalam, M.Com., M.Phil., MBA.,Ph.D.**

Assistant Professor



**DEPARTMENT OF COMMERCE**

**ST.JOSEPH'S COLLEGE OF ARTS AND SCIENCE FOR**

**WOMENS, HOSUR**

(Affiliated to periyar university, salem)

**JULY 2023**

# PERIYAR UNIVERSITY

## INTERNSHIP TRAINING REPORT FORMAT

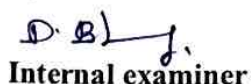
1	Name of the candidate	NANDHINI.R
2	University examination registration number	C21UG152COM073
3	Name of the college	St. Joseph's college of arts & science for women, Hosur.
4	Name of the department/ Degree	Commerce/B.Com
5	Name of the industry/Institute in which for internship training undergone	SINTEX-BAPL LTD, Kelamangalam road, Karukondapalli village, biramangalam, Krishnagiri, Hosur.
6	Guide/ Supervisor under whom the training undertaken	Dr.V. Sengamalam
7	Title of the training	A Study on the department of sintex-bapl ltd.
8	Brief output of training (not more than 2 pages) – Attach Annexure – 1	(ENCLOSED)
9	Conclusion	The internship programme assisted in gaining both theoretical and practical knowledge.
10	Outcome of the training	The knowledge and skills acquired during the internship training.

  
Signature of the  
Student

  
Signature of the  
Guide

  
Head of the  
Department

  
Principle

  
Internal examiner

# **A STUDY ON THE DEPARTMENT OF SINTEX-BAPL LTD, BIRAMANGALAM**

## **INTRODUCTION:**

Sintex-BAPL Limited, is a company incorporated on 23<sup>rd</sup> July 2007 under the provisions of the companies act in the name of Bright Auto Plastic Private Limited. Sintex-BAPL Limited (SBAPL) is a wholly owned subsidiary of sintex plastics technology limited (SPTL). On July 11, 1947 Bright Brothers Limited was incorporated in Mumbai. In 1948 pioneered injection moulding technology in the India. Our vision is to offer value to our customers at each stage and to be a supplier of choice for automotive industry, either commitment to quality, cost and delivery. The company employs range of plastic technologies like Injection moulding with gas assisted PEP & Sequential flow technology, Blow moulding, Vacuum forming, PU foaming, Vibration welding, Ultrasonic welding, PU painting, sub-assemblies, LRTM, Thermoset injection & Compression moulding. It is involved in manufacture of rubber products.

## **PRODUCTION DEPARTMENT:**

Production means to convert the raw material into finished product or final product by using machinery. The product of the company produced by using the two types of the machine

- Injection molding
- Blow molding

## **INJECTION MOLDING:**

Injection molding is a method to obtain molded products by injection plastic materials molten by heat into a mold, and then cooling and solidifying them. The products are produced in company are car parts, two wheeler, etc..

### **STEP-1 Clamping**

The first step of the injection molding process is clamping. In the clamping phase, the two metal plates of the mold are pushed up against each other in a machine press.

### **STEP-2 Injection**

When the two plates of the mold are clamped together, injection can begin. The plastic, which is typically in the form of granules or pellets, is first melted down into a complete liquid. Then, that liquid is injected into the mold. Manufacturers should take care to ensure the temperature remains constant throughout this step of the process



### **STEP-3 Dwelling**

In the dwelling phase, the melted plastic fills the entirety of the mold. Pressure is applied directly to the mold to ensure the liquid fills every cavity and the product comes out identical to the mold.

### **STEP-4 Cooling**

The cooling stage is the most straightforward; the mold should be left alone so that the hot plastic inside can cool and solidify into a usable product that can be safely removed from the mold.

### **STEP-5 Mold Opening**

Once the part has cooled, a clamping motor will slowly open the two parts of the mold to make for a safe and simple removal of the final product.

### **STEP-6 Ejection**

With the mold open, an ejector bar will slowly push the solidified product out of the open mold cavity. The fabricator should then use cutters to eliminate any waste material and perfect the final product for customer use. Waste material can often be recycled and reinjected for the next part, decreasing your material costs.

### **BLOW MOLDING:**

Blow molding is the process of inflating a hot, hollow, thermoplastic preform or parison inside a closed mold, so its shape conforms to that of the mold cavity. A wide variety of blow molded hollow parts, including petrol tanks, can be produced from many different plastics using this process. The company produce the product like petrol tanks, etc..

### **LEARNING EXPERIENCE:**

I have learned how to produce the petrol tanks and water tanks. Gained information regarding quality check for the finished tanks. Further I learn how to handle the machine correctly and to pack the parts of the plastics goods and safeguarding them. I came to know how the product is sold to other companies. The company provides me with clear ideas on how a product is processed as plastic products

### **CONCLUSION:**

In this internship training 15 days of company Sintex - BAPL limited gives a great experience in my life. I felt in the place to learn everything practically. I have gained lots of knowledge and practical experience about the industrial process. Its helps me to improve the skills regarding the process of production.

## SINTEX-BAPL LTD.

Sv.No.:927,Kelamangalam Road,Karukondapalli Village,  
Biramangalam ,Denkanikottai Taluk,  
Krishnagiri Dt.,Hosur - 635113,Tamilnadu.  
E-mail : info@brightautoplast.com www.sintex.in

**SINTEX**  
BAPL

12-07-2023

### TO WHOMSOEVER IT MAY CONCERN

This is to certify that student **Ms. NANDHINI.R** Reg. No: **C21UG152COM073**,  
**B.COM** 03<sup>rd</sup> Year **ST.JOSEPH'S COLLEGE OF ARTS AND SCIENCE FOR WOMEN**,  
Hosur - 635126, has completed his internship at Sintex BAPL Ltd Hosur from 26<sup>th</sup>  
June 2023 to 12<sup>th</sup> July 2023.

We wish her all the best for future endeavour.

For Sintex-BAPL Ltd-Hosur,

  
Hareesha A

HR & ADMIN



**A STUDY ON THE PRODUCTION DEPARTMENT OF SINTEX-BAPL  
PRIVATE LIMITED, BAIRAMANGALAM.**

Report on internship training submitted to PERIYAR UNIVERSITY, SALEM In  
Partial fulfillment of requirement for the award of the degree of

**BACHELOR OF COMMERCE**

Submitted by

**NAME: PRIYANKA.G**

**REG NO: C21UG152COM085**

Under the guidance of

**Mrs.G.BANUPRIYA,, M.Com., M.Phil.,(Ph.D)**

Assistant professor



**DEPARTMENT OF COMMERCE**

**ST. JOSEPH'S COLLEGE OF ARTS AND SCIENCE FOR WOMENS,  
HOSUR**


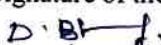
{AFFILIATED TO PERIYAR UNIVERSITY- SALEM}


**JULY 2023**


## PERIYAR UNIVERSITY

### INTERNSHIP TRAINING REPORT FORMAT

1	Name of the candidate	G.Priyanka
2	University examination of register number	C21UG152COM085
3	Name of the college	St. Joseph's college of arts and science for women, Hosur.
4	Name of the department / Degree	Commerce / B.Com
5	Name of the industry / institute in which for internship training undergone	SINTEX-BAPL LTD, Kelamangalam Road, Karkondapalli village Biramangalam, Krishnagiri, Hosur.
6	Guide / Supervisor under whom the training undertaken	Mrs.G.BANUPRIYA
7	Title of the training	A study on the department of SINTEX-BAPL ltd.
8	Brief output of training(not more than 2 pages)-Attach Annexure-1	(ENCLOSED)
9	Conclusion	The internship program assisted in gaining both theoretical and practical knowledge.
10	Outcome of the training	The knowledge and skill acquired during the internship training.

  
Signature of the student  
  
Internal examiner

  
Signature of the guide

  
Head of the department

  
Principal



## **A STUDY ON THE DEAPRTMENTS OF THE SINTEX- BAPL LTD.**

### **INTRODU CTION:**

Sintex Industries is promoted by Dr. RAHUL PATEL, Chairman and managing director, who is a first generation promoter. He has a rich experience of about 40 years in automotive components industries and is one of the pioneers of the automotive components industries in India. Sintex plastic technology limited is a holding company of entities in the manufacturing of plastic products in India. Sintex company producing the products of plastic water tanks, pipes, car parts, two wheeler plastic thinks ect.

### **HISTORY :**

Bharat vijay mills limited as incorporated in june 1931 and started a composite textile mill in kalol, Gujarat that same years. In the 1995 it was renamed in sintex Industries Limited. It was listed on Mumbai stock exchange in 2000.

### **BUILDING PRODUCTS**

- Storage tanks
- Containers
- Doors
- Automotives
- Industrial truck and tractors
- Electronics

### **SERVICES NETWORK & POLICY:**

Company has an extensive network of pre-sales and post-sales authorized and services providers with a single window sales services network for round the clock troubles free operation.

### **DEPARTMENTS:**

#### **1. HR DEPARTMENT**

- Organization the processing of recruiting and selecting.



- Arrange and conduct performance appraisal.
- Planning future staffing requirement.

## **2. FINANCE DEPARTMENT**

- Money is the lifeblood of the company.
- Finance department is the part of organization and managing all departs.

## **3. MARKETING DEPARTMENT**

- Focused on increasing advertising expenditure.
- Continuously maintain higher awareness of the all around.

## **4. PURCHASE DEPARTMENT**

- Supplier managements.
- Purchase order.

## **5. SALES DEPARTMENT**

- To develop new business.
- To retain and increase current business.

## **LEARNING EXPERIENCE:**

I have learned how to produce the Petrol tanks and Water tanks. Gained information regarding quality check for the finished tanks. Further I learn how to handle the machine correctly and to pack the parts of the plastic goods and safeguarding them. I came to know how the product is sold to other companies. The company provide me with clear ideas on how a product is processed as plastic products.

## **CONCLUSION:**

The present study at Sintex-BAPL Private Limited has mainly focused on the customer satisfaction. In the Internship training for 15 days in SINTEX Industries limited give a great experience in my life. In this internship study has given valuable information about the industry and training enable me to understand the aspects professional life. company constantly focusing on providing better services and quality plastic goods. Its helps me to improve the skills regarding the process of production.

## SINTEX-BAPL LTD.

Sv.No.:927,Kelamangalam Road,Karukondapalli Village,  
Biramangalam ,Denkanikottai Taluk,  
Krishnagiri Dt.,Hosur - 635113,Tamilnadu.  
E-mail : info@brightautoplast.com www.sintex.in

SINTEX  
BAPL

12-07-2023

### TO WHOMSOEVER IT MAY CONCERN

This is to certify that student **Ms.PRIYANKA.G** Reg. No: **C21UG152COM085**,  
**B.COM** 03<sup>rd</sup> Year **ST.JOSEPH'S COLLEGE OF ARTS AND SCIENCE FOR WOMEN**,  
Hosur - 635126, has completed his internship at Sintex BAPL Ltd Hosur from 26<sup>th</sup>  
June 2023 to 12<sup>th</sup> July 2023.

We wish her all the best for future endeavour.

For Sintex-BAPL Ltd-Hosur,



**Hareesha.A**

**HR & ADMIN**

**A STUDY ON PRODUCTION DEPARTMENT OF SINTEX-BAPL  
PRIVATE LIMITED, BAIRAMANGALAM.**

Report on Internship Training Submitted to Periyar University, Salem

In partial fulfilment of requirements for the award of the degree of

**BACHELOR OF COMMERCE**

Submitted by

**NAME: SIVA SAKTHI.M**

**REG NO: C21UG152COM096**

Under the guidance of

**Dr.D.BHUVANA, M.Com.,M.Phil.,B.Ed.,B.Lit (Tamil)., Ph.D.**

Assistant Professor



**DEPARTMENT OF COMMERCE**

**ST.JOSEPH'S COLLEGE OF ARTS AND SCIENCE FOR  
WOMEN, HOSUR**

(Affiliated to periyar university, Salem)

**JULY 2023**

## PERIYAR UNIVERSITY

### INTERNSHIP TRAINING REPORT FORMAT

1	Name of the candidate	SIVA SAKTHI.M
2	University examination registration number	C21UG152COM096
3	Name of the college	St. Joseph's college of arts & science for women, Hosur.
4	Name of the department/ Degree	Commerce/B.Com
5	Name of the industry/Institute in which for internship training undergone	SINTEX-BAPL LTD, Kelamangalam road, Karukondapalli village, biramangalam, Krishnagiri, Hosur.
6	Guide/ Supervisor under whom the training undertaken	Dr.D.BHUVANA
7	Title of the training	A Study on the department of sintex-bapl ltd.
8	Brief output of training (not more than 2 pages) – Attach Annexure – 1	(ENCLOSED)
9	Conclusion	The internship programme assisted in gaining both theoretical and practical knowledge.
10	Outcome of the training	The knowledge and skills acquired during the internship training.

M. Siva Sakthi  
Signature of the  
Student

D. B. L. f.  
Signature of the  
Guide

  
Head of the  
Department

  
Principle

D. B. L. f.  
Internal Examiner



# **A STUDY ON THE DEPARTMENT OF SINTEX-BAPL LTD, BIRAMANGALAM**

## **INTRODUCTION:**

Sintex-BAPL Limited, is a company incorporated on 23<sup>rd</sup> July 2007 under the provisions of the companies act in the name of Bright Auto Plastic Private Limited. Sintex-BAPL Limited (SBAPL) is a wholly owned subsidiary of sintex plastics technology limited (SPTL). On July 11, 1947 Bright Brothers Limited was incorporated in Mumbai. In 1948 pioneered injection moulding technology in the India. Our vision is to offer value to our customers at each stage and to be a supplier of choice for automotive industry, either commitment to quality, cost and delivery. The company employs range of plastic technologies like Injection moulding with gas assisted PEP & Sequential flow technology, Blow moulding, Vacuum forming, PU foaming, Vibration welding, Ultrasonic welding, PU painting, sub-assemblies, LRTM, Thermoset injection & Compression moulding. It is involved in manufacture of rubber products.

## **PRODUCTION DEPARTMENT:**

Production means to convert the raw material into finished product or final product by using machinery. The product of the company produced by using the two types of the machine

- Injection molding
- Blow molding

## **INJECTION MOLDING:**

Injection molding is a method to obtain molded products by injection plastic materials molten by heat into a mold, and then cooling and solidifying them. The products are produced in company are car parts, two wheeler, etc..

### **STEP-1 Clamping**

The first step of the injection molding process is clamping. In the clamping phase, the two metal plates of the mold are pushed up against each other in a machine press.

### **STEP-2 Injection**

When the two plates of the mold are clamped together, injection can begin. The plastic, which is typically in the form of granules or pellets, is first melted down into a complete liquid. Then, that liquid is injected into the mold. Manufacturers should take care to ensure the temperature remains constant throughout this step of the process

### **STEP-3 Dwelling**

In the dwelling phase, the melted plastic fills the entirety of the mold. Pressure is applied directly to the mold to ensure the liquid fills every cavity and the product comes out identical to the mold.

### **STEP-4 Cooling**

The cooling stage is the most straightforward; the mold should be left alone so that the hot plastic inside can cool and solidify into a usable product that can be safely removed from the mold.

### **STEP-5 Mold Opening**

Once the part has cooled, a clamping motor will slowly open the two parts of the mold to make for a safe and simple removal of the final product.

### **STEP-6 Ejection**

With the mold open, an ejector bar will slowly push the solidified product out of the open mold cavity. The fabricator should then use cutters to eliminate any waste material and perfect the final product for customer use. Waste material can often be recycled and reinjected for the next part, decreasing your material costs.

### **BLOW MOLDING:**

Blow molding is the process of inflating a hot, hollow, thermoplastic preform or parison inside a closed mold, so its shape conforms to that of the mold cavity. A wide variety of blow molded hollow parts, including petrol tanks, can be produced from many different plastics using this process. The company produce the product like petrol tanks, etc..

### **LEARNING EXPERIENCE:**

In this internship I learned how to maintain the machines and how to analysis the machines conditions and updating day to day. Then I learned how they dispatching and packing the materials and what are all the records they are maintaining for the purpose of evidence I get to know in this internship. Also, Gained the knowledge of team work, time management, coordination, smart work, hard work, punctuality, etc..

### **CONCLUSION:**

In this internship training of Sintex - BAPL limited gave a great experience. I felt in that place to learn everything practically. It helps me to enhance and develop my skills and knowledge. But, the overall experience was great and everything I learned would be useful for my further studies and career. Through this internship I gained both experience and knowledge.

## SINTEX-BAPL LTD.

Sv.No.:927,Kelamangalam Road,Karukondapalli Village,  
Biramangalam , Denkanikottai Taluk,  
Krishnagiri Dt.,Hosur - 635113,Tamilnadu.  
E-mail : info@brightautoplast.com www.sintex.in

**SINTEX**  
BAPL


12-07-2023

### TO WHOMSOEVER IT MAY CONCERN

This is to certify that student **Mrs. SIVA SAKTHI.M** Reg. No: **C21UG152COM096**,  
**B.COM** 03<sup>rd</sup> Year **ST.JOSEPH'S COLLEGE OF ARTS AND SCIENCE FOR WOMEN**,  
**SIPCOT HOSUR-635126**, has completed her internship at Sintex BAPL Ltd Hosur  
from 26<sup>th</sup> June 2023 to 12<sup>th</sup> July 2023.

We wish her all the best for future endeavour.

For Sintex-BAPL Ltd-Hosur,



Hareesha.A

HR & ADMIN



Regd Office: Abhijeet -1.7th Floor, Mithakhali Six Roads, Ellisbridge, Ahmedabad-380006, Gujarat, India

Location: Pune | Sohna | Chennai | Nashik | Pithampur | Mysore

www.sintex.in U25199GJ2007PLC051364