



CONSOLIDATED STUDENTS FEEDBACK FOR YEAR 2022-2023

2020-2023 batch students feedback

A Comprehensive Analysis of Students' Feedback on the Curriculum

Introduction

Education is a dynamic and evolving process, with constant efforts to meet the diverse needs of students and prepare them for the challenges of the future. A crucial aspect of this endeavor is the curriculum, which serves as the backbone of educational programs. The effectiveness of a curriculum can significantly impact students' learning experiences and outcomes. To ensure continuous improvement and alignment with the ever-changing educational landscape, gathering feedback from students becomes imperative.

This report delves into the invaluable insights provided by students through a comprehensive feedback form designed to evaluate the current curriculum. By actively seeking and incorporating students' perspectives, educational institutions can create a more responsive and engaging learning environment that caters to the evolving needs and expectations of the student body.

Objective

The primary objective of this report is to analyze and interpret the feedback collected from students regarding the existing curriculum. Through this process, we aim to identify strengths, weaknesses, and areas for improvement, ultimately informing strategic decisions aimed at enhancing the overall quality of education.

Methodology

The feedback was collected through a carefully crafted survey that covered a spectrum of aspects related to the curriculum. The survey incorporated both quantitative and qualitative questions, allowing for a nuanced understanding of students' experiences. Key areas explored



included content relevance, instructional methods, assessment practices, and overall satisfaction with the curriculum.

Participants

The survey was distributed among a representative sample of students across different grades and disciplines. This diverse group ensures a comprehensive understanding of the varying perspectives within the student body.

Significance

This report is significant in fostering a collaborative and student-centered approach to curriculum development. By actively involving students in the evaluation process, we aim to bridge the gap between institutional objectives and student expectations, leading to a more responsive and impactful educational experience.

As we navigate the findings of this report, we will uncover valuable insights that can inform strategic decisions, curriculum revisions, and innovations, ultimately contributing to an enriched learning environment that prepares students for success in the ever-evolving landscape of education and beyond.



St. Joseph's College of Arts and Science for Women

(Affiliated to Periyar University, Salem)

An ISO 9001:2015 Certified Institution

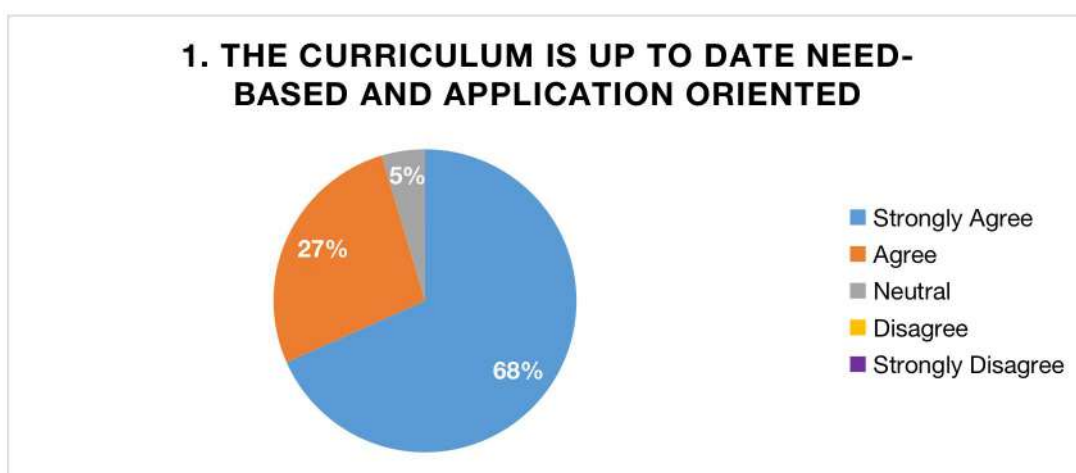
Recognised U/s 2(f) and 12(B) of the UGC Act

Mookandapalli, SIPCOT, Hosur - 635 126

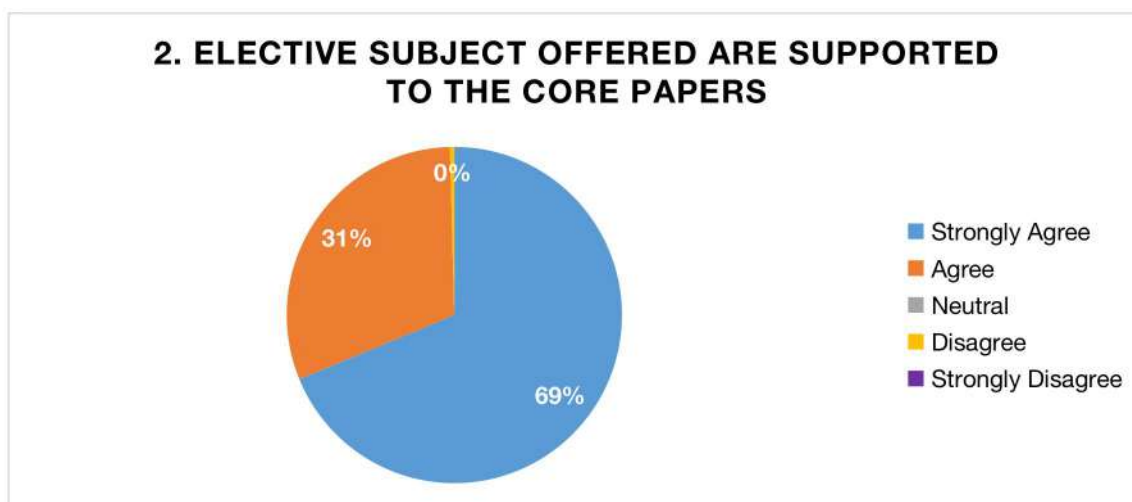
	Strongly Agree	Agree	Neutral	Disagree	Strongly Disagree
1. The curriculum is up to date need-based and application oriented	326	129	22	0	0
2. Elective subject offered are supported to the core papers	328	147	0	2	0
3. Reliability weightage is given for theory and practical course content	292	185	0	0	0
4. The curriculum has right mix of theory, practical and project	174	220	166	13	8
5. Course content and course outcomes are derived in accordance with outcome-based education system	242	112	123	0	0
6. Teaching-learning process enables clear understanding of the course content	327	27	0	123	0
7. The courses that you have studied match with the expected course learning outcomes	265	70	142	0	0
8. The core courses offered are in consonance with the technological advancements	210	122	145	0	0
9. The laboratory experiments enhanced your understanding of the concepts and enabled you to relate theory to practice	160	317	0	0	0
10. The satisfaction level with the syllabus combination you have chosen as per CBCS(Choice Based Credit System)	278	199	0	0	0
11. The teachers take efforts to impart soft skills for the students	163	216	0	98	0
12. The teachers encourage students to participate in extra curricular, Co-Curricular activities and research projects	354	123	0	0	0
13. Opportunities for out of classroom learning(Guest lecturer, Seminar, Workshop, Value Added programmes,Conferences, Competitions)	335	123	0	19	0
14. Opportunities for students to participate in internship, student exchange, field work	104	206	22	145	0
15. Opinion about class room infrastructure, Drinking facility, washroom cleanliness and maintenance	291	186	0	0	0
16. Maintenance of Greenary in the college campus, cleanliness and maintenance of college premises	477	0	0	0	0



The feedback taken from students (using the above questions) about the present curriculum is reveals the following facts that should be in a pictorial representations. The Figure 1 depicts the response for the question “The curriculum is up to date need-based and application oriented”. The students froms different programs are giving response the majority 68 % of respondents strongly agree that the curriculum is up to date, need-based, and application-oriented and very low level of the students group is neutral, that is 5%

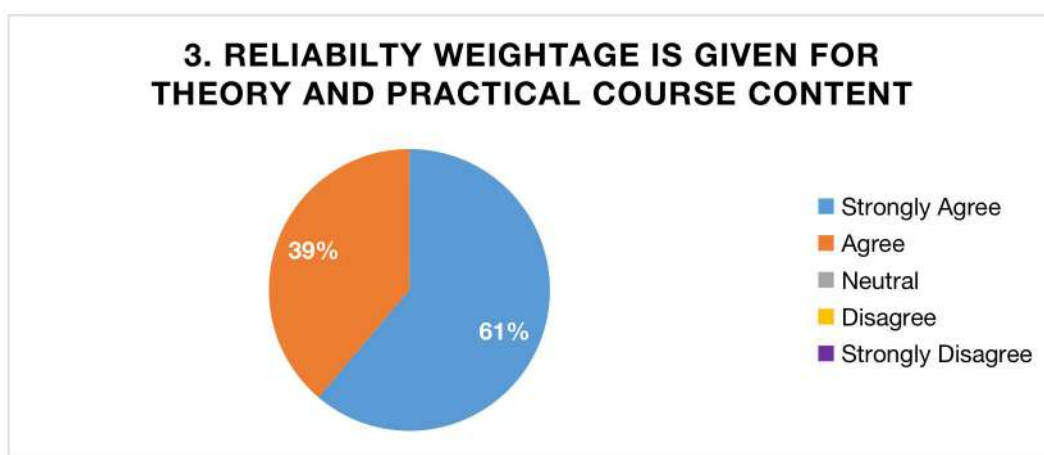


The Figure 2 depicts the response for the question “Elective subject offered are supported to the core papers”. The students froms different programs are giving response the majority 69% of respondents are strongly agree that the high level of satisfaction regarding the support and integration of elective subjects with the core curriculum and very low level of the students group is disagree, that is 31%

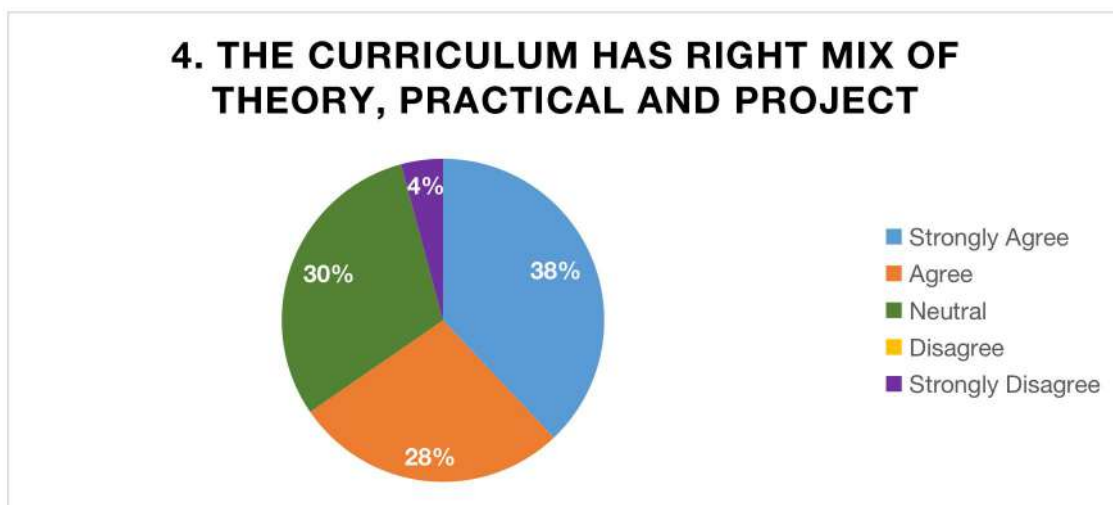




The Figure 3 depicts the response for the question “Reliability weightage is given for theory and practical course content”. The students from different programs are giving response the majority 61% of respondents strongly agree that the high level of satisfaction his suggests a high level of satisfaction regarding the fairness in assigning weightage to both theoretical and practical aspects of the courses and very low level of the students group is agree, that is 39%



The Figure 4 depicts the response for the question “The curriculum has right mix of theory, practical and project”. The students from different programs are giving response the majority 38 % of respondents strongly agree that the level of satisfaction that they feel the curriculum is well-balanced and provides a comprehensive learning experience and very low level of the students group is Strongly disagree, that is 4%





The Figure 5 depicts the response for the question “Course content and course outcomes are derived in accordance with outcome-based education system”. The students from different programs are giving response the majority 51% of respondents strongly agree that the high level of satisfaction on the curriculum based outcomes and very low level of the students group is neutral, that is 23%

5. COURSE CONTENT AND COURSE OUTCOMES ARE DERIVED IN ACCORDANCE WITH OUTCOME-BASED EDUCATION SYSTEM



The Figure 6 depicts the response for the question “Teaching-learning process enables clear understanding of the course content”. The students from different programs are giving response the majority 68% of respondents strongly agree that the high level of satisfaction on confidence among the participants in the teaching methods employed, suggesting that the majority find the instruction to be clear and comprehensible and very low level of the students group is agree, that is 6%.

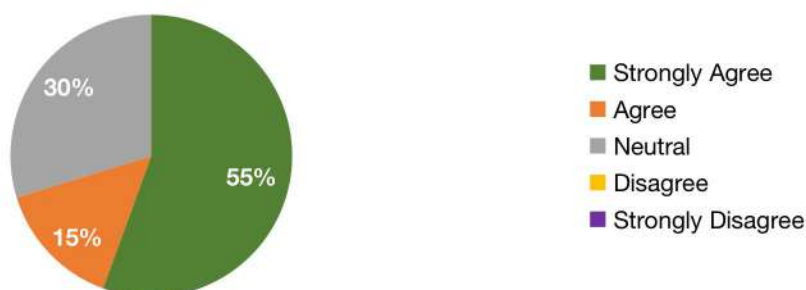
6. TEACHING-LEARNING PROCESS ENABLES CLEAR UNDERSTANDING OF THE COURSE CONTENT





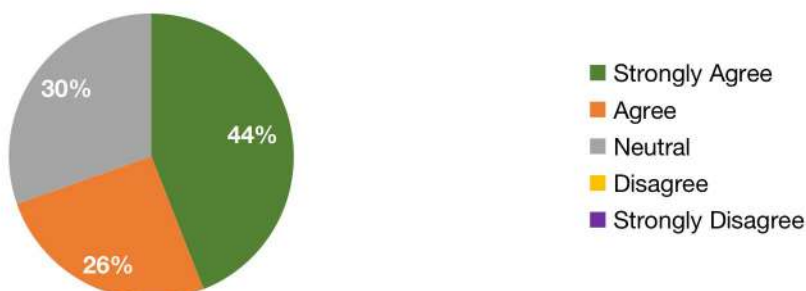
The Figure 7 depicts the response for the question “The courses that you have studied match with the expected course learning outcomes”. The students from different programs are giving response the majority 55% of respondents strongly agree that the high level of satisfaction a majority of participants express satisfaction with the alignment of courses with expected learning outcomes and very low level of the students group is neutral, that is 15%.

7. THE COURSES THAT YOU HAVE STUDIED MATCH WITH THE EXPECTED COURSE LEARNING OUTCOMES



The Figure 8 depicts the response for the question “The core courses offered are in consonance with the technological advancements”. The students from different programs are giving response the majority 44% of respondents strongly agree that the high level of satisfaction towards core courses offered are in consonance with technological advancements and very low level of the students group is disagree, that is 26%.

8. THE CORE COURSES OFFERED ARE IN CONSONANCE WITH THE TECHNOLOGICAL ADVANCEMENTS

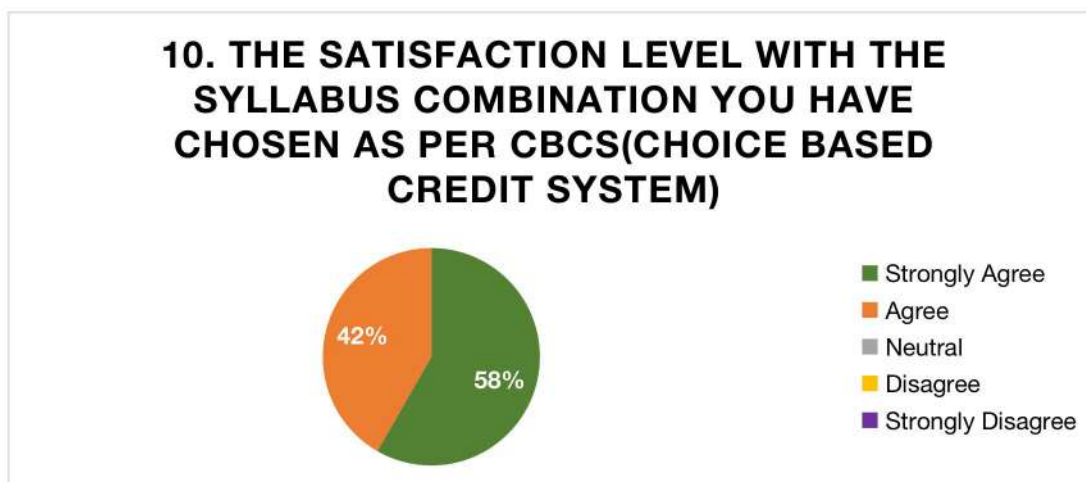




The Figure 9 depicts the response for the question “The laboratory experiments enhanced your understanding of the concepts and enabled you to relate theory to practice”. The students from different programs are giving response the majority 66% of respondents strongly agree that the high level of satisfaction towards laboratory experiments enhanced their understanding of the concepts and enabled them to relate theory to practice and very low level of the students group is strongly agree, that is 1%.

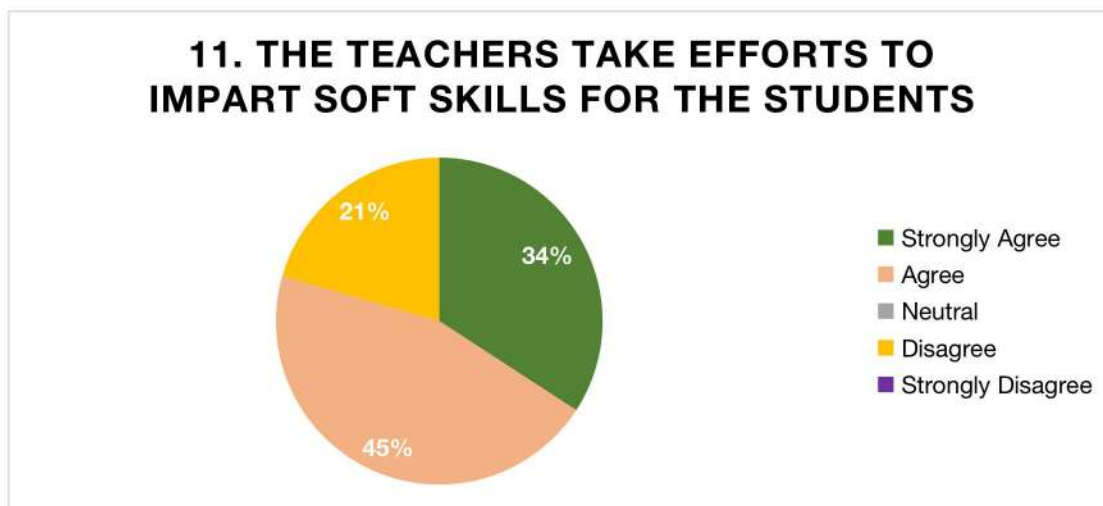


The Figure 10 depicts the response for the question “The satisfaction level with the syllabus combination you have chosen as per CBCS(Choice Based Credit System)”. The students from different programs are giving response the majority 58% of respondents strongly agree that the high level of satisfaction towards laboratory experiments enhanced their understanding of the concepts and enabled them to relate theory to practice and very low level of the students group is agree, that is 42%.

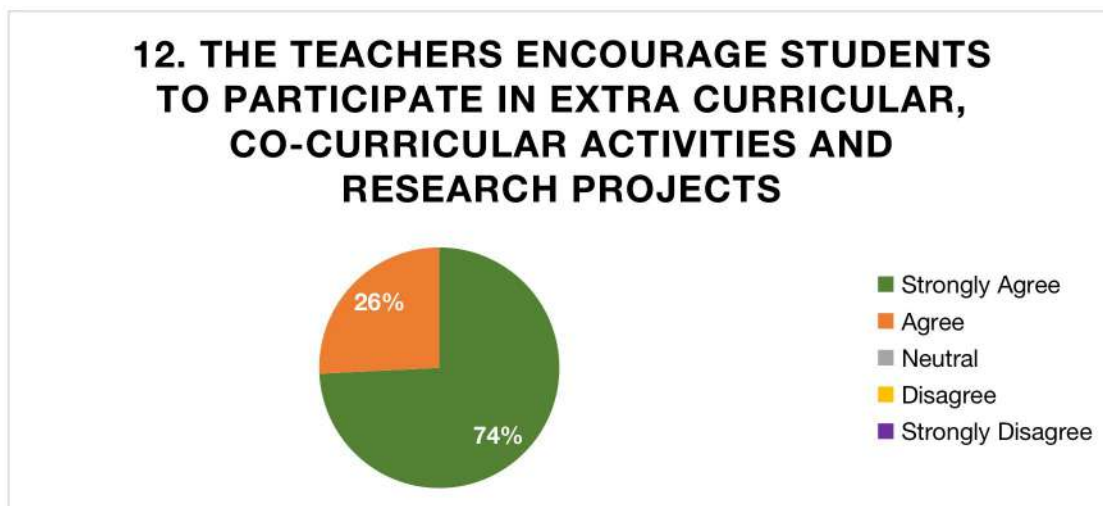




The Figure 11 depicts the response for the question “The teachers take efforts to impart soft skills for the students”. The students from different programs are giving response the majority 45% of respondents agree that the teachers are making efforts to impart soft skills to the students and very low level of the students group is disagree, that is 21%.

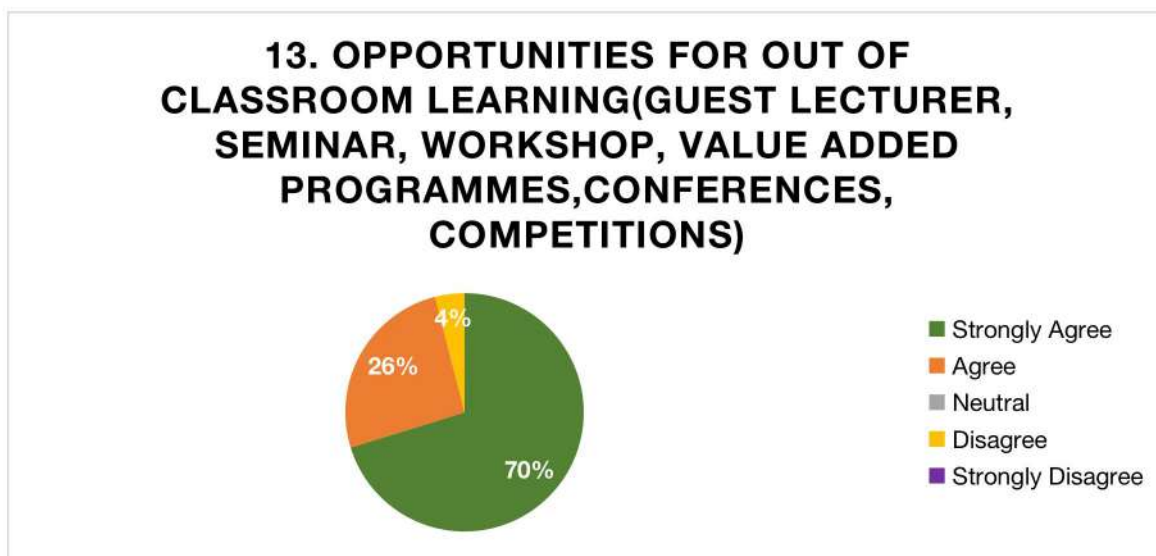


The Figure 12 depicts the response for the question “The teachers encourage students to participate in extra curricular, Co-Curricular activities and research projects”. The students from different programs are giving response the majority 74% of respondents strongly agree that the positive and supportive environment for students to explore their interests and develop additional skills beyond academics and very low level of the students group is agree, that is 26%.





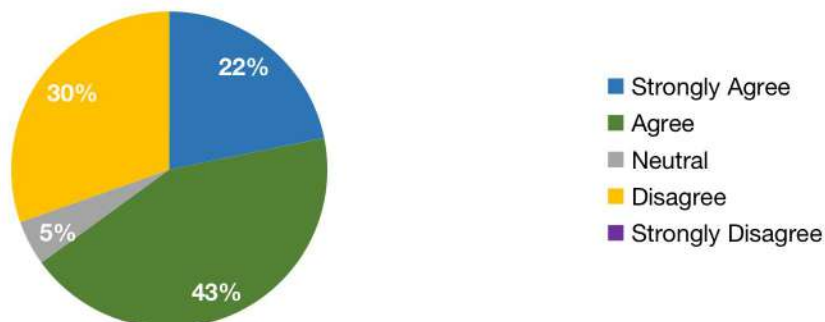
The Figure 13 depicts the response for the question “Opportunities for out of classroom learning(Guest lecturer, Seminar, Workshop, Value Added programmes,Conferences, Competitions)”. The students froms different programs are giving response the majority 70% of respondents strongly agree that the college provides a variety of experiences for students to learn and grow beyond the traditional classroom setting and very low level of the students group is disagree, that is 4%.



The Figure 14 depicts the response for the question “Opportunities for students to participate in intership, student exchange, field work”. The students froms different programs are giving response the majority 43% of respondents agree that there are opportunities for them to participate in internship, student exchange, and fieldwork and very low level of the students group is neutral, that is 5%.



14. OPPORTUNITIES FOR STUDENTS TO PARTICIPATE IN INTERSHIP, STUDENT EXCHANGE, FIELD WORK



The Figure 15 depicts the response for the question “Opinion about class room infrastructure, Drinking facility, washroom cleanliness and maintenance”. The students from different programs are giving response the majority 61% of respondents strongly agree that they are satisfied with the classroom infrastructure, drinking facility, washroom cleanliness, and maintenance and very low level of the students group is disagree, that is 39%.

15. OPINION ABOUT CLASS ROOM INFRASTRUCTURE, DRINKING FACILITY, WASHROOM CLEANLINESS AND MAINTENANCE

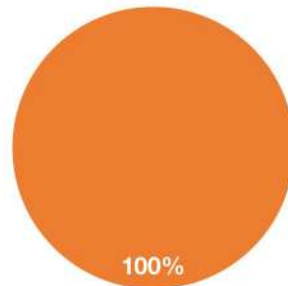


The Figure 16 depicts the response for the question “Maintenance of Greenary in the college campus, cleanliness and maintenance of college premises”. The students from different programs are giving response the majority 100% of respondents strongly agree that college campus is well-maintained in terms of greenery, cleanliness,



andoverallupkeep.

16. MAINTENANCE OF GREENARY IN THE COLLEGE CAMPUS, CLEANLINESS AND MAINTENANCE OF COLLEGE PREMISES



- Strongly Agree
- Agree
- Neutral
- Disagree
- Strongly Disagree